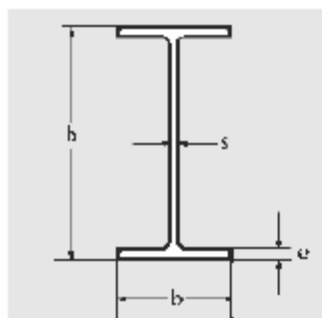




travi IPE



**tabella dei carichi netti
uniformemente ripartiti per $\sigma = 1600 \text{ kg/cm}^2$**

h	DISTANZA TRA GLI APPOGGI in metri															
	2.50	3.00	3.50	4.00	4.50	5.00	5.50	6.00	7.00	8.00	9.00	10.00	11.00	12.00	13.00	14.00
80	1009	835	710	616	542	482	-	-	-	-	-	-	-	-	-	-
100	1731	1435	1222	1062	936	835	751	681	-	-	-	-	-	-	-	-
120	2687	2230	1902	1654	1460	1305	1176	1068	896	-	-	-	-	-	-	-
140	3925	3259	2782	2422	2140	1914	1728	1571	1323	1133	-	-	-	-	-	-
160	5541	4603	3931	3425	3029	2711	2450	2230	1882	1617	1408	-	-	-	-	-
180	7428	6173	5273	4597	4068	3643	3294	3002	2538	2185	1907	1681	1492	-	-	-
200	9876	8210	7016	6118	5417	4854	4391	4004	3390	2925	2557	2259	2011	1800	1619	-
220	12837	10673	9124	7959	7050	6320	5720	5219	4424	3822	3348	2963	2644	2373	2140	1937
240	16512	13732	11741	10246	9078	8141	7371	6728	5709	4939	4332	3840	3432	3087	2791	2532
270	21874	18195	15563	13583	12040	10802	9785	8935	7592	6575	5776	5130	4595	4143	3754	3417
300	28413	23638	20222	17655	15653	14048	12731	11629	9889	8574	7542	6707	6017	5435	4935	4101
330	36383	30274	25904	22620	20060	18007	16323	14916	12694	11016	9698	8635	7756	7016	6382	5831
360	46142	38399	32860	28700	25457	22857	20724	18942	16130	14007	12343	11000	9891	8957	8158	7465
400	59226	49294	42191	36855	32697	29364	26631	24350	20747	18029	15901	14185	12769	11577	10559	9677
450	76606	63767	54585	47689	42317	38012	34482	31534	26885	23379	20635	18424	16601	15069	13760	12628
500	98589	82074	70265	61397	54490	48954	44417	40629	34656	30154	26632	23797	21460	19498	17824	16376
550	124663	103788	88863	77656	68927	61934	56202	51417	43875	38192	33748	30172	27226	24754	22646	20824
600	156879	130620	111847	97752	86775	77982	70776	64761	55283	48144	42564	38076	34381	31282	28641	26360



travi HEA

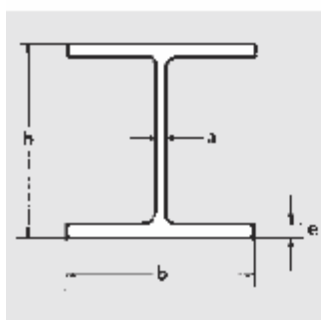
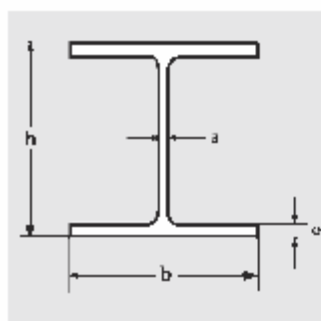


tabella dei carichi netti uniformemente ripartiti per $\sigma = 1600 \text{ kg/cm}^2$

h	DISTANZA TRA GLI APPOGGI in metri											
	3	4	5	6	7	8	9	10	11	12	13	14
100	3064	2269	1785	1457	—	—	—	—	—	—	—	—
120	4463	3312	2614	2142	1800	—	—	—	—	—	—	—
140	6539	4861	3844	3158	2661	2282	—	—	—	—	—	—
160	9295	6918	5480	4511	3810	3276	2855	2512	—	—	—	—
180	12437	9265	7348	6059	5127	4419	3861	3408	3030	—	—	—
200	16470	12278	9746	8044	6816	5885	5151	4556	4061	3641	—	—
220	21821	16277	12931	10683	9063	7835	6869	6087	5437	4887	4414	—
240	28618	21358	16978	14037	11920	10317	9057	8036	7191	6476	5862	5327
260	35464	26478	21060	17425	14809	12830	11275	10018	8977	8098	7344	6688
280	42863	32013	25473	21087	17933	15548	13676	12163	10912	9856	8951	8164
300	53493	39965	31813	26349	22421	19453	17125	15244	13690	12380	11258	10283
320	62852	46368	37400	30987	26379	22898	20170	17967	16147	14615	13306	12164
340	71363	53338	42481	35209	29984	26039	22947	20453	18393	16659	15176	13889
360	80301	60034	47822	39646	33775	29343	25871	23071	20760	18815	17152	15711
400	98182	73418	58509	48528	41364	35959	31790	28317	25567	23139	21119	19369
450	123310	92237	73538	61025	52047	45278	39983	35719	32204	29252	26733	24553
500	150997	112977	90102	74801	63827	55558	49092	43888	39603	36005	32937	30286
550	178564	132132	105407	87535	74721	65070	57526	51458	46463	42273	38702	35618
600	208834	152564	121731	101116	86340	75214	66520	59530	53778	48956	45026	41301
650	232816	174280	139082	115553	98692	86000	76085	68116	61560	56066	51388	47351
700	265628	198864	158724	131896	112674	98200	86910	77832	70366	64112	58788	54195
800	327008	244864	195488	162496	138866	121088	107210	96064	86903	79232	72706	67081
900	403724	302352	241428	200728	171584	149664	132558	118824	107540	98096	90065	83146
1000	476624	356992	285104	237088	202713	176864	156698	140512	127218	116090	106642	98500



travi HEB

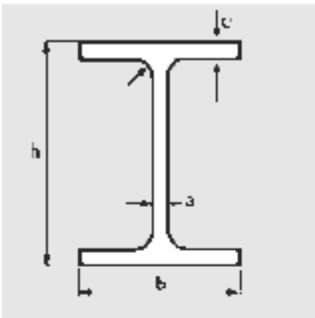


**tabella dei carichi netti
uniformemente ripartiti per $\sigma = 1600 \text{ kg/cm}^2$**

h	DISTANZA TRA GLI APPOGGI in metri											
	3	4	5	6	7	8	9	10	11	12	13	14
100	3778	2798	2202	1797	1502	-	-	-	-	-	-	-
120	6063	4501	3553	2911	2446	2090	-	-	-	-	-	-
140	9114	6777	5361	4405	3713	3186	2768	-	-	-	-	-
160	13141	9781	7748	6379	5388	4635	4039	3554	-	-	-	-
180	18022	13427	10649	8780	7431	6406	5597	4940	4393	-	-	-
200	24135	17994	14285	11792	9993	8629	7554	6683	5958	5344	-	-
220	31187	23265	18483	15272	12957	11203	9823	8705	7777	6992	6317	-
240	39770	29682	23596	19511	16569	14342	12591	11174	10000	9006	8153	7411
260	48786	36427	28974	23974	20377	17655	15518	13789	12358	11150	10113	9212
280	58569	43747	34812	28821	24512	21255	18700	16633	14924	13483	12248	11174
300	71327	53290	42422	35137	29900	25943	22839	20333	18261	16515	15020	13721
320	81963	61250	48771	40410	34401	29863	26305	23433	21060	19062	17351	15867
340	91755	68582	54624	45274	38558	33487	29513	26307	23659	21431	19525	17872
360	101971	76130	60728	50346	42890	37263	32854	29300	26364	23895	21784	19954
400	122412	91568	72951	60508	51576	44838	39641	35313	31962	28859	26341	24160
450	150949	112913	90022	74705	63715	55430	49948	43728	39427	35813	32729	30062
500	182474	136528	108886	90395	77134	67142	59328	53040	47861	43514	42238	38149
550	211451	158240	126234	104830	89484	77926	68891	61624	55642	50624	46347	42653
600	242558	181547	144856	120325	102742	89501	79262	70838	63993	58254	53365	49145
650	275805	206460	164763	136890	116916	101880	90135	80694	72928	66420	60878	56895
700	312450	233916	186700	155140	132530	115512	102222	91542	82760	75401	69137	63734
800	382360	286312	228578	190000	162371	141584	125357	112324	101612	92642	85012	78434
900	467607	350196	279633	232494	198740	173352	153541	137634	124566	113628	104327	96314
1000	549031	411224	328414	273102	233504	203728	180498	161852	146538	133725	122834	113077



travi HEM



**tabella dei carichi netti
uniformemente ripartiti per $\sigma = 1600 \text{ kg/cm}^2$**

h	Distanza tra gli appoggi in metri											
	3	4	5	6	7	8	9	10	11	12	13	14
100	7981	5912	4654	3802	3181	2705	-	-	-	-	-	-
120	12131	9007	7112	5771	4901	4191	3627	-	-	-	-	-
140	17346	12900	10205	8388	7072	6070	5276	4628	-	-	-	-
160	23920	17806	14108	11617	9816	8446	7363	6482	5747	-	-	-
180	31647	23580	18704	15423	13055	11256	9837	8685	7726	6911	-	-
200	40948	30531	24239	20011	16961	14647	12825	11347	10119	9078	8182	-
220	51701	38571	30646	25324	21489	18583	16297	14445	12909	11609	10491	9516
240	63327	47697	37294	31457	26814	23543	20866	18699	16917	15415	14081	12858
260	76141	57430	44434	36407	31292	27583	24171	21227	18742	16605	14631	12840
280	90230	68042	53333	43264	37304	32827	28564	24749	21393	18311	15450	12867
300	105762	80405	63395	51281	44166	38774	33350	28163	23175	18363	13719	10484
320	122894	94617	74052	60994	52769	46338	40188	34188	28322	22692	17049	12132
340	141651	110604	86437	73909	64219	56284	49366	42358	35498	28722	21651	14555
360	162012	128596	100827	86231	75876	66798	58904	50663	42285	33885	24987	16513
400	204880	153212	124748	101288	86342	75070	66245	59134	50269	40840	30429	20483
450	233871	174943	139481	115752	98727	85893	75853	67768	58105	47509	35733	24602
500	262863	196675	156854	130216	111112	96717	85461	76402	66940	55278	42337	29271
550	294467	220322	175757	145955	124588	108493	95913	85793	74463	61475	47119	32375
600	325963	243974	194666	161700	138070	120277	106374	95195	85997	74284	60114	44042
650	358801	268588	214343	178082	152097	132536	117256	104974	94871	84404	70194	52972
700	391630	293196	234015	194460	166121	144792	128135	114750	103743	94521	80671	67900
800	462835	346572	276687	229991	196546	171384	151742	135966	123000	112142	102906	94944
900	534041	399948	319359	265522	226971	197976	175349	157182	142257	129764	119141	109989
1000	610366	457164	365103	303612	259591	226488	200663	179934	162910	148865	136558	126131